

# SPECIFICATION SHEET

## Anodised Aluminium Profile Plus+ Quadrant

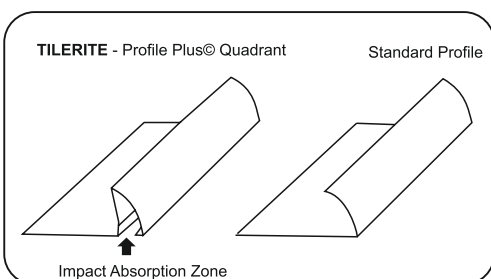


• T: 01543 500893 • F: 01543 500894 • E: sales@tilerite.co.uk • W: tilerite.co.uk

### Product Description

Tile Rite Profile Plus+ Quadrant Tile Trim is made of high quality aluminium, this unique tile trim offers an attractive, professional finish to tiled outer wall corners and other tiled edges prone to damage.

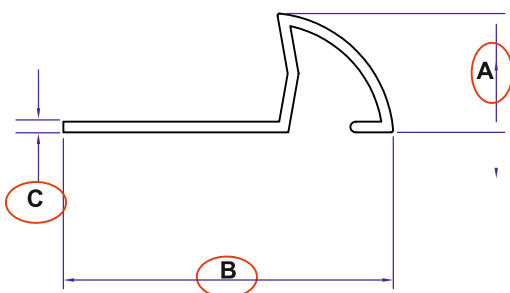
Our unique Impact Absorption Zone is the design feature that makes the Profile Plus+ anything but "standard". This important zone allows the edge strip to absorb impacts without the grout cracking or tiles chipping.



### Dimensions and Colour

Available in 6, 8, 10 and 12mm depths and finishes of Bright Silver, Bright Gold, Matt Silver, Brushed Stainless Steel Effect, and Black Nickel. Length 2.44m.

### Specification Drawings



SIZE	A	B	C
6MM	7.10MM	28.00MM	1.00MM
8MM	9.00MM	28.00MM	1.00MM
10MM	11.00MM	30.70MM	1.00MM
12MM	13.10MM	30.50MM	1.00MM

### Technical Details

6463-T6 aluminum is a type of 6463 aluminum. It is furnished in the T6 temper. To achieve this temper, the metal is solution heat-treated and artificially aged until it meets standard mechanical property requirements. Suitable for a wide range of applications. **Exceptions:** Not recommended for use above 80°C. **Corrosion Resistance:** No corrosion in water or cleaning agent  $9 < \text{PH} < 3$ .

#### Wear Abrasion Resistance:

Anodised hardness: 200-300 HV.

Black Nickel, Brushed Black & Brushed S/Steel coating film 8my-20my.

Bright Silver & Bright Gold- coating film 3my-7my.

Matt Silver & Matt Gold - coating film 6my-15my.

### Maintenance

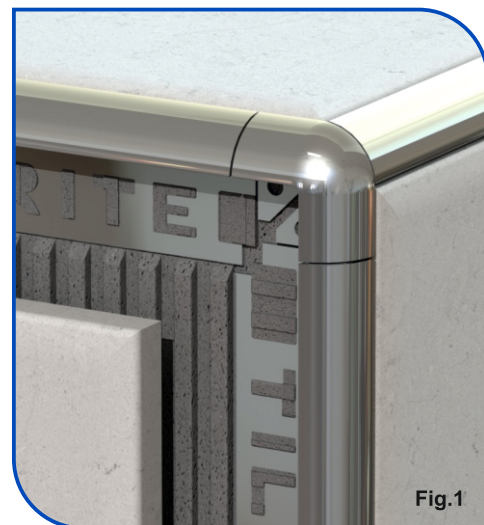
Tile Rite Profile Plus+ Trim does not require any special maintenance.

Aluminium must be tested to verify its suitability if chemical stresses are anticipated.

Cementitious materials, in conjunction with moisture, become alkaline. Since aluminium is sensitive to alkaline substances, exposure to the alkali (depending on the concentration and time of exposure) may result in corrosion (aluminium hydroxide formation). Therefore, it is important to remove adhesive or grout residue from visible surfaces. In addition, ensure that the profile is solidly embedded in the setting material and that all cavities are filled to prevent the collection of alkaline water.

The anodised layer creates a finish that retains a uniform appearance during normal use. The surface, however, is susceptible to scratching and wear and may be damaged by tile adhesive, mortar, or grouting material. Therefore, setting materials must be removed immediately.

After installation it is advisable to wash down the profile every 6 months with a PH neutral detergent in cold



water and rinse off with clean cold water. Dry with a soft linen cloth using a gentle action to prevent friction heat when drying.

### Installation

- 1 Select trim according to tile thickness.
- 2 Trowel tile adhesive over the area that forms the perimeter of the tiled covering.
- 3 Press the perforated anchoring leg of the trim into the tile adhesive and align, mechanical fix if required.
- 4 Trowel additional adhesive over the perforated anchoring leg to ensure full coverage.
- 5 Solidly embed the tiles so that the tiled surface is flush with the top of the profile, the profile should not be higher than the tiled surface, but rather up to approximately 1mm lower.
- 6 Fill the joint completely with grout.
- 7 Remove excess grout using a damp cloth as work proceeds.

### Complimentary Products

These profiles have specifically designed external corner pieces to provide a perfect 2 or 3-way join where profiles meet \*see image (Fig.1).

Corners available in 8mm, 10mm & 12mm depths and limited finishes. See table overleaf.


# SPECIFICATION SHEET

## Anodised Aluminium Profile Plus+ Quadrant.



• T: 01543 500893 • F: 01543 500894 • E: sales@tilerite.co.uk • W: tilerite.co.uk

Aluminium AA 6463 T6	
Si%	0.20 - 0.6
Fe%	0.15
Cu%	0.2
Mn%	0.05
Mg%	0.45 - 0.9
Zn%	0.05
Ti%	0.05
Cr%	0.05
Pb	0.15
Al	98



### FOR INDOOR USE

Corrosion Resistance	No Corrosion when Material in water or Cleaning Agent 9<PH<3
Wear Abrasion Resistance (Pedestrian Traffic)	<b>Anodized Hardness: 200-300 HV</b> Black Nickel & Brushed Black - coating film 8my-20my Bright Silver & Bright Gold- coating film 3my-7my Brushed S/Steel - coating film 8my-20my Matt Silver & Matt Gold - coating film 6my-15my
Cleaning Recommendations & Cleaning Restrictions/Prohibition	No Corrosion when Material in water or Cleaning Agent 9<PH<3
Temperature	<80° C

CODE	DEPTH	LENGTH	FINISH	CORNER
STS223	6MM	2.44M	BRIGHT SILVER	X
STG222	6MM	2.44M	BRIGHT GOLD	X
TES557	8MM	2.44M	BRIGHT SILVER	SSC152
MAT302	8MM	2.44M	MATT SILVER	MSC305
RSS373	8MM	2.44M	BRUSHED S/STEEL	SSEC380
TMS250	10MM	2.44M	BRIGHT SILVER	SMC248
MAT303	10MM	2.44M	MATT SILVER	MSC306
RSS379	10MM	2.44M	BRUSHED S/STEEL	SSEC381
BNR839	10MM	2.44M	BLACK NICKEL	X

CODE	DEPTH	LENGTH	FINISH	CORNER
TES628	12MM	2.44M	BRIGHT SILVER	SDC155
TEG628	12MM	2.44M	BRIGHT GOLD	X
RSS387	12MM	2.44M	BRUSHED S/STEEL	SSEC385
BNR840	12MM	2.44M	BLACK NICKEL	X